

# MOREK

Creating a better future for You



## Morek EV Charging Solutions

[ev.morek.eu](https://ev.morek.eu) 2025

End-to-End EV Charging Solutions with  
the Best Price-Quality-Support Ratio

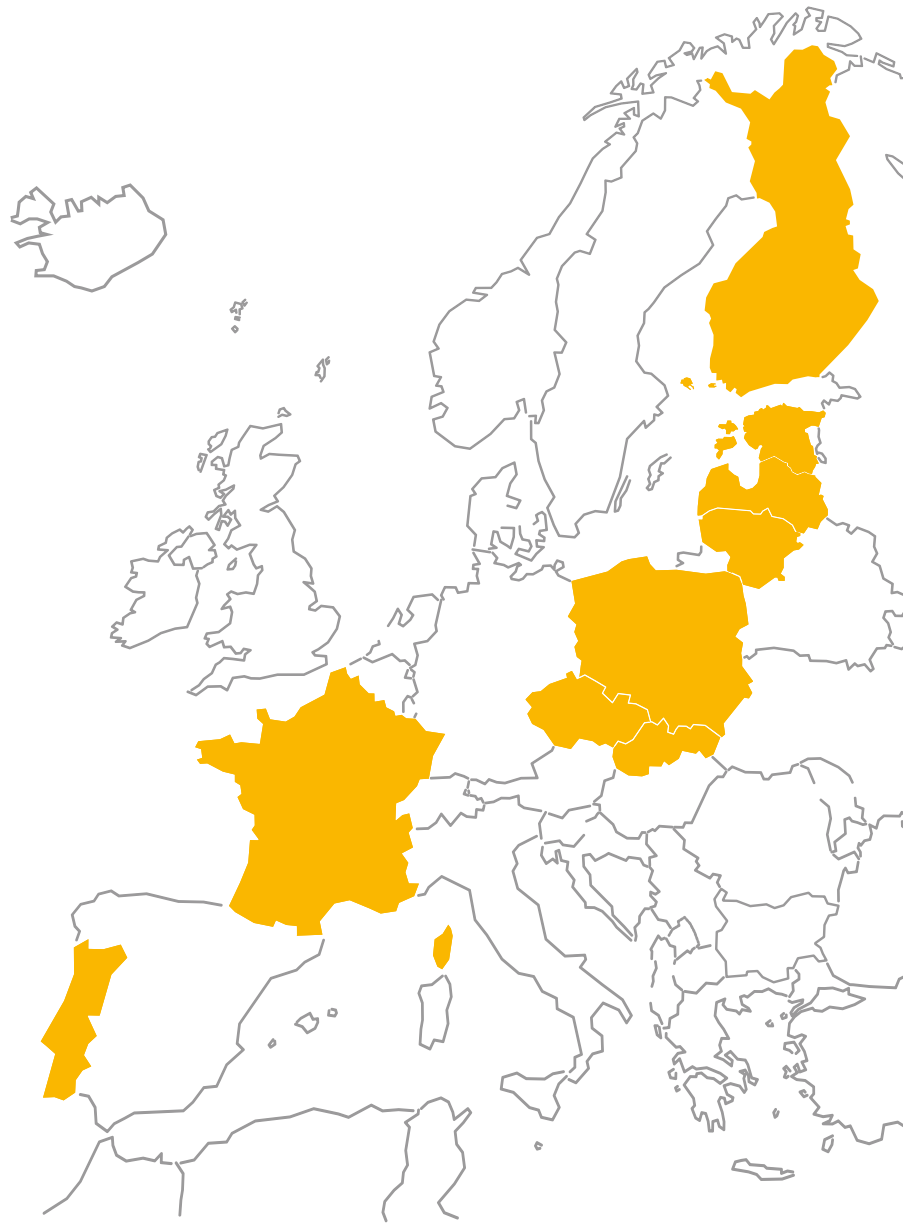




Our mission, *Enabling electrical connections through high-quality products and true partnerships*, underscores our dedication to providing the best price-quality-support ratio in the industry. As we lead the global electrification landscape, we remain committed to sustainable growth, balancing people, nature, and resources, and prioritizing the wellbeing of individuals, teams, and communities.

-  Morek Finland
-  Morek Estonia
-  Morek Latvia
-  Morek Lithuania
-  Morek Poland
-  Morek Czech Republic
-  Morek Slovakia
-  Morek France
-  Morek Portugal

*With a presence across 9 European countries, we deliver high-quality EV charging solutions for B2B clients — including distributors, installers, and infrastructure partners — with a strong focus on strategic collaboration and long-term partnership.*



## End-to-End EV Charging Solutions with the Best Price-Quality-Support Ratio

Morek provides a full power range of EV charging solutions—built with the end-user in mind and developed to meet the needs of B2B professionals. Our goal is to support partners in offering seamless, scalable, and efficient EV charging systems, from home users to high-capacity commercial infrastructure.

We work closely with wholesalers, installers, and distributors to ensure fast delivery, reliable support, and long-term value.

- Why Morek?**
- Best Price-Quality-Support Ratio
  - Full power-range from 7,4 kW to 960 kW
  - Certified products for residential, business, and public charging
  - Technical support and fast after-sales service



**AC Charging 7,4 – 22 kW**  
Smart, reliable charging for residential, small commercial use, and apartment buildings.  
**Pages 7-9**



**DC Charging 30 – 60 kW**  
Fast and optimized solutions for company fleets and workplace environments.  
**Pages 11-14**



**DC Charging 120 – 320 kW**  
Ideal rapid charging for commercial buildings and public stations.  
**Pages 15-17**



**DC Charging 480 – 960 kW**  
High-capacity solutions for large-scale installations and high-traffic areas.  
**Pages 18-22**



**Accessories**  
Complete set accessories and support for creating end-to-end charging points.  
**Pages 24-28**

**Warranty**  
We stand behind the quality of our products. That’s why we offer the option to extend the standard warranty period up to 5 years. This ensures long-term reliability and peace of mind for every installation.

**Premium Cabling**  
All our EV chargers are equipped with Phoenix Contact charging cables, globally recognized for their durability, efficiency, and user-friendly design – ensuring a reliable charging experience every time.

**Smart Protocol Compatibility**  
Morek chargers support the OCPP 1.6J communication protocol, ensuring seamless integration with leading charging platforms. They are also ready for transition to OCPP 2.0, making them a future-proof choice for evolving EV charging networks.

**AC Charging (7,4 – 22 kW)**

AC Charging for home and small-scale commercial use	7
Morek EV AC network chargers	8
Key Specifications	9

**DC Charging (30 – 480 kW)**

30 - 60 kW DC Charging for Company Fleets and Workplaces	11
120 - 320 kW High-Speed DC Charging	15
480 - 960 kW Ultra DC Charging	18

**Solutions and accessories for installation**

Morek AC Charger Stand for one or two chargers	24
Morek Ground Tool Foundation	
Morek DC Charger Stand	25
Morek Concrete Foundations	
Dynamic Load Management (DLM)	26
Morek DC Dynamic Load Management (DLM) Controller	27
Morek AC Dynamic Load Management (DLM) Controller, CT-HUB	
Current Transformers (CT) for Load Balance: 120A, 400A, 630A, 1000A	28
MID Meter SDM54 Series	



## Morek Quick Charge. Fast and reliable charging for home, apartment houses and small-scale commercial use.



Morek AC chargers offer a reliable and cost-effective solution for home, residential, and small commercial EV charging needs. Designed for daily use, they deliver smart and safe charging with simple installation and a sleek, modern design. Whether wall-mounted or pole-installed, Morek AC chargers are perfect for long-stay locations and everyday convenience

### Target Groups

- **Homeowners:** Convenient, compact, and easy-to-use charging at home.
- **Apartment Buildings:** Shared charging options for residents.
- **Small Businesses:** Charging for staff or customers in offices, gyms, or hospitality venues.
- **Long-Dwell Locations:** Hotels, schools, or workplaces where cars remain parked for extended periods.

### Flexible Power Options:

7,4 kW and 22 kW models available.

### Smart Features:

Equipped with WiFi, LAN, RFID, Bluetooth, and a 3.8" LCD display. Ready to switch to OCPP 2.0.

### Cable or Socket:

Choice of 6.5m charging cable or socket-only version.

### Built-In Safety:

AC and DC leakage protection integrated.

### Fast Installation:

Push-in terminals and pre-set configurations simplify the setup.

### Durability:

IP55 and IK08 certified for outdoor and indoor use.

### Efficient Load Management:

Dynamic Load Management (DLM) allows use without upgrading grid capacity.

### Customizable Access:

Different authorization modes for private or shared use.

Morek AC chargers are engineered to meet the needs of modern EV users while supporting installer efficiency and user satisfaction.



# Morek EV AC network chargers

Versatile and reliable AC chargers for homes, apartments, workplaces, and small commercial setups. Available with cable or socket options, and suitable for wall or post mounting.

- Power Options: Available in 7,4 up to 22 kW versions to suit diverse charging requirements.
- Connectivity: Equipped with WiFi, LAN, RFID, and Bluetooth for flexible and remote access.
- Cable or Socket Options: Choose between a 6,5m Phoenix Contact charging cable or socket-only versions for tailored installations.
- User-Friendly Display: Clear 3.8" LCD screen for real-time charging updates.
- Quick Installation: Push-in terminals for fast setup and pre-configured settings for hassle-free commissioning.

## Installation Options:

Wall-Mounted or Post-Mounted: Versatile mounting options for indoor or outdoor use.

Durable Foundations: Choice of concrete or galvanized steel bases for secure installations.

Morek DLM – Dynamic Load Management: if there are not enough amps for an EV charger.

## Built-In Protections:

Grid Overload Protection & Overcurrent Safety: Includes Dynamic Load Management (DLM) capability and internal overcurrent protection to prevent system overload. Integrated RCD and DC leakage protection ensure user safety without the need for additional components in the electrical cabinet.

Weather-Resistant: Certified to IP55 and IK08 standards for water, dust, and impact resistance—suitable for both indoor and outdoor installations.

## Convenience and Customization:

- One-Man Installation: Reduces time and cost, offering a practical solution for installers.
- Customizable Authorization Modes: Supports multiple use cases based on project needs, ideal for shared or public charging.
- Flexible Management Options: Schedule automatic start/stop times with a app or use a custom management system.

## Product Codes

6,5 m Phoenix Contact cable versions:	Socket version:
MEV07DREWN6T2 (7.4 kW)	MEV22DREWNNT2 (22 kW)
MEV11DREWN6T2 (11 kW)	MEV22DREWGNT2 (22 kW, incl. 4G)
MEV22DREWN6T2 (22 kW)	
MEV07DREWG6T2 (7.4 kW, incl. 4G)	Socket with Shutter:
MEV11DREWG6T2 (11 kW, incl. 4G)	MEV22DREWNNT2S (22 kW)
MEV22DREWG6T2 (22 kW, incl. 4G)	MEV22DREWGNT2S (22 kW, incl. 4G)

## Key Specifications

Charging mode:	Level 2, Mode 3
Connector type:	6,5 m cable / Socket / Socket with Shutter
Charging control:	Plug-and-Charge with start/stop touch button, RFID Card, BT APP, Web app, User APP
Internet connection:	Ethernet LAN / Wi-Fi / 4G (optional)
External communication:	RS485
IP & IK protection:	IP55 / IK08
Display:	LCD 3.8"
Communication protocol:	OCPP1.6J
Standard and CE certificate:	CE, IEC 61851
Leakage protection:	Type B (AC 30 mA + DC 6 mA)
Power network conf.:	TN / TT -> (3P+N+PE), TN / TT -> (1P+N+PE)
Efficiency:	>99%
Power meter:	OCPP integrated / MID Meter compatibility
AC Voltage Input rating:	3-phase 400V±20% / 1-phase 230V±20%
Standby consumption:	3 Wh
Feed-through terminal:	Push-X-connection, Rated cross-section: 6 mm <sup>2</sup> , CS: 0.5 mm <sup>2</sup> - 10 mm <sup>2</sup> ; gray, blue, green-yellow
Rated frequency:	50/60 Hz
Max Output current:	32 A / 16 A (version dependent)
Max Output power:	22 kW / 11 kW / 7,4 kW / 3,6 kW (version dependent)
DLM function:	Available, CT-s not included
Storage temperature:	-40 to 75°C ambient
Operating temperature:	-30 to 50°C ambient
Operating humidity:	Up to 95% non-condensing
Altitude:	≤2000m
Electrical protection:	Multi-Protection Circuitry: Over/Under Voltage, Temperature, Leakage, and Connection Safety PE ground protection
Dimensions gross, mm:	455 (h) x260 (w) x150 (d)
Dimensions product without cable, mm:	389 (h) x203 (w) x110 (d)
Weight gross, kg	3,3 ~ 6,3 (2,5 ~ 5,9 - version dependent)



6,5 m Phoenix Contact cable version



Socket / Socket with Shutter version

Related products starting from page 24.



## Morek Fleet – Fast and optimized solutions for company fleets and workplace environments.



### Efficient Charging

Speeds of up to 200 km/h reduce vehicle downtime.

### Dual Charging Capability

60kW models can charge two vehicles simultaneously.

### Scalability

Solutions that grow with your business.

### Smart Load Management

Built-in Load Balancing monitors and distributes the power between the EVs.

### Flexible Installation

Options for wall-mounting or post/foundation setups.

Morek Fleet rapid chargers are designed to meet the needs of businesses that require fast, efficient, and scalable EV charging. With compact DC units ranging from 30 to 60 kW, this series provides a perfect solution for company fleets, employee parking, and mid-sized commercial installations.

### Target Groups

- **Company Fleets:** Fast charging to minimize downtime and keep operations running smoothly.
- **Workplaces & Offices:** Convenient charging for employees and service vehicles.
- **Commercial Environments:** Ideal for courier services, logistics bases, and maintenance fleets.



Whether you operate a delivery service, manage a business fleet, or offer workplace charging, Morek Fleet ensures optimal performance with flexible installation options and reliable energy use.

Please contact your local Morek representative for product availability, pricing, delivery time, and configuration options tailored to your project needs.



# Morek EV 30 kW DC

## Key Specifications

Product ID:	MEV30DRENG5CCS
Charging mode	Level 3, Mode 4
Connector type	CCS2
Charging control	APP, QR Code (optional), RFID
Contactless interoperability	Supporting international & dual standards, Mifare 13.56 MHz
Internet connection	4G / Ethernet LAN
IP & IK protection	IP54 / IK10
Display	LCD 7" touchscreen
Communication protocol	OCPP1.6J
Certificate	CE, UL
Standard	ISO 15118 / DIN 70121 - 2014
Casing material	Galvanized steel
Cooling method	Forced Air Cooling
Power network configuration	TN-S / TN-C-S / TT
Peak efficiency	≥95%
Noise level	≤60 dB
Power meter	DC MID
Standby consumption (Wh)	≤ 99 W
Input current	48 A (0~58 A)
Output power	30 kW
DC output voltage range	DC 150~1000 V
DC output current	0~100 A
Power Limiting	Available
AC power Input rating	400 VAC (323~437 VAC)
Storage temperature	-40 to 70°C
Operating temperature	-25 to 50°C
Operating humidity	5%~95% ( no condensation)
Grid frequency	50/60 Hz
Operating humidity	Up to 95% non-condensing
Altitude	≤2000m
Electrical protection	Input Over- and Low Voltage, Output Over-Voltage and Current, Short-Circuit
Dimensions gross, mm	750 (h) x 600 (w) x 260 (d)
Weight net, kg	71

For businesses requiring fast and efficient charging for operational vehicles, it offers charging speeds of up to 200 km/h.



Standard – wall mounted

Pole mounted  
DC POLE:  
MEV002N7021STD



DC group load balance, DC DLM  
product ID: MEVX04DC3PDLM

Current transformers on page 28

# Morek EV 60 kW DC

## Key Specifications

Product ID:	MEV60DRENG5CCS2
Charging mode	Level 3, Mode 4
Connector type	CCS2 * 2
Charging control	APP, QR Code (optional), RFID
Contactless interoperability	Supporting international & dual standards, Mifare 13.56 MHz
Internet connection	4G / Ethernet
IP & IK protection	IP54 / IK10
Display	LCD 7" touchscreen
Communication protocol	OCPP1.6J
Power distribution	Dynamic between 2 plugs
Certificate	CE, UL
Standard	ISO 15118 / DIN 70121 - 2014
Casing material	Galvanized steel
Cooling method	Forced Air Cooling
Power network configuration	TN-S / TN-C-S / TT
Peak efficiency	≥95%
Noise level	≤60 dB
Power meter	DC MID
Standby consumption (Wh)	≤ 99 W
Input current	0~114 A
Output power	60 kW
DC output voltage range	150~1000 V
DC output current	0~200 A
Power Limiting	Available
AC power Input rating	400 VAC (323~437 VAC)
Storage temperature	-40 to 70°C
Operating temperature	-25 to 50°C
Operating humidity	5%~95% ( no condensation)
Grid frequency	50/60 Hz
Operating humidity	Up to 95% non-condensing
Altitude	≤2000m
Electrical protection	Input Over- and Low Voltage, Output Over-Voltage and Current, Short-Circuit
Dimensions gross, mm	1550 (h) x 700 (w) x 400 (d)
Weight net, kg	190

High-efficiency DC fast charger for dual-vehicle charging, ideal for businesses, workplaces, and public installations.



60 kW DC ground foundation  
product ID: MEVA60DCNFUND

Cable management  
product ID: MEVAHDCSDACMS





## High-Speed DC Charging – efficient and scalable charging for commercial buildings, service stations, and public infrastructure.



### Fast Charging Capability:

Reduces charging time for EV drivers in busy environments.

### Scalable Setup:

Easily extendable to meet growing demand and future requirements.

### Multi-Vehicle Support:

Enables simultaneous charging with dynamic load balancing.

### Modern Features:

Integrated cable management, card payment support, and dynamic load management (DLM) ensure convenience and control.

Morek Rapid chargers are designed for environments with higher power demand and user turnover. Ideal for commercial buildings, public charging stations, and service areas, these solutions support multiple vehicle types with reduced charging times and advanced usability features like cable management systems and optional payment terminals.

### Target Groups

- **Commercial Buildings:** Shopping malls, business centers, and retail parks.
- **Public Charging Spaces:** High-traffic parking lots and urban stations.
- **Service Stations:** Supports short- and long-duration visits for maximum throughput.



With scalability, dynamic load management, and robust build quality, they ensure reliable performance and a future-ready charging experience.

Please contact your local Morek representative for product availability, pricing, delivery time, and configuration options tailored to your project needs.



# Morek EV 120/180 kW DC

The 120kW and 180kW models support simultaneous charging of two vehicles with dynamic power distribution, optimized for high-demand environments.

## Key Specifications

Product ID, 180 kW:	MEV180DRENG5CCS2
Product ID, 120 kW:	MEV120DRENG5CCS2
Display:	7" LCD touchscreen
Connectivity:	4G, LAN, RFID
Connector Type:	2 × CCS2 Phoenix Contact, 5 m cables
Charging Mode:	Level 3, Mode 4
Charging Control:	RFID, App, QR Code (optional)
Communication Protocol:	OCPP 1.6J
Internet Connection:	Ethernet / 4G
Protection:	IP54, IK10
Standards & Certification:	CE, UL, ISO 15118 / DIN 70121:2014
Power Distribution:	Dynamic between 2 connectors
Cooling Method:	Forced Air Cooling
Power Meter:	DC MID
Input Voltage:	400 VAC (323–437 VAC)
Grid Frequency:	50/60 Hz
Power Network:	TN-S / TN-C-S / TT
Peak Efficiency:	≥ 95%
Standby Consumption:	≤ 99 W
Output Voltage Range:	150–1000 V
Max Output Current:	375 A (180kW), 300 A (120kW)
Input Current:	342 A (180kW), 228 A (120kW)
Output Power:	180 kW / 120 kW
Mounting:	Foundation (ground-mounted)
Operating Temperature:	–25°C to +50°C
Storage Temperature:	–40°C to +70°C
Operating Humidity:	Up to 95% (non-condensing)
Altitude Limit:	≤2000 m
Noise Level:	≤60 dB
Dimensions:	1700 × 800 × 600 mm 355 kg (180kW), 310 kg (120kW)



Cable management  
product ID: MEVAHDCSDACMS

60/120/180 kW DC ground foundation  
product ID: MEVA1218NFUND

# Morek EV 240 – 320 kW DC

Ultra-fast standalone charging station tailored for commercial and public applications, including heavy-duty vehicle needs.

## Key Specifications

Product ID:	MEV320DRENG5CCS / MEV240DRENG5CCS
Display:	10.1" LCD touchscreen
Connectivity:	4G, LAN, RFID, Wi-Fi
Connector Type:	2 × CCS2 (Phoenix Contact, 5 m cables with plug holders) + Type 2 socket with shutter (optional)
Charging Mode:	Level 3, Mode 4
Charging Control:	OCPP, Autocharge, RFID, Web App, Button/ Password, QR Code
Communication Protocol:	OCPP 1.6J
Internet Connection:	Ethernet / 4G / Wi-Fi
Protection:	IP54, IK10
Standards & Certification:	CE, UKCA, RoHS, REACH / ISO 15118 / DIN 70121
Power Distribution:	Dynamic between 2 connectors
Max Output Power:	320 kW
DC Output Voltage Range:	300–1000 V
DC Output Current:	375 A (up to 400 A in Boost Mode)
Input current:	0 ~ 525 A / 0 ~ 394 A
Input Voltage:	400 VAC +10%
Cooling Method:	Forced Air Cooling
Power Limiting / DLM:	Available, not included
Casing:	Galvanized steel
Efficiency:	≥99%
Operating Temp:	–25°C to 50°C
Dimensions:	Product: 2190 (h) × 900 (w) × 750 (d) mm Gross: 2405 (h) × 1260 (w) × 1050 (d) mm Net 525 kg / Gross 645 kg
Operating Temperature:	–25°C to +50°C
Storage Temperature:	–40°C to +70°C
Operating Humidity:	Up to 95% (non-condensing)
Altitude Limit:	≤2000 m
Noise Level:	≤60 dB
Dimensions:	1930 x 900 x 750 2190 x 900 x 750 (with CMS)
320 / 240	645 kg / 577 kg



DC group load balance  
product ID: MEVX04DC3PDLM

Current transformers on page 28



With support for HPC connectors and integrated cable management, this charger ensures smooth and safe operations for heavy-duty and fleet EVs.



Morek Ultra Charge delivers ultra-fast charging performance for large-scale EV infrastructure. With modular architecture and intelligent power distribution, this system meets the evolving demands of Charging Point Operators (CPOs), logistics centers, and other future-forward projects.

Target Groups

- **Charging Point Operators (CPOs):** Scalable, network-ready infrastructure.
- **High-Traffic Hubs:** Airports, highways, and logistics centers.
- **Future-Ready Developments:** Supports the fastest EVs and tomorrow’s charging requirements.

Please contact your local Morek representative for product availability, pricing, delivery time, and configuration options tailored to your project needs.

- **Exceptional Speed:**  
Delivers up to 960kW of combined charging power.
- **Scalable Design:**  
Modular power cabinet system with booster terminals.
- **Durability:**  
Built for high use, extreme conditions, and long-term performance.
- **Smart Distribution:**  
Dynamic load balancing to maximize efficiency and prevent idle capacity.
- **Flexible Payment & Management:**  
Compatible with integrated or standalone card payment terminals and backend systems.

Please contact your local Morek representative for product availability, pricing, delivery time, and configuration options tailored to your project needs.

DC480kW with Cooling

Key Specifications

Product ID:	MEV500DRENN6CCSC
AC Input	
Rated Power:	230 VAC ±10%
Input Current:	5 A
Frequency:	50/60Hz
DC Output	
Input/Output Voltage Range:	150 ~ 1000 VDC
Constant Power Range:	300 ~ 1000 VDC
Output Type:	1*CCS2 One liquid-cooled terminal occupies two outputs from the main unit
Single Gun Output Current:	500 A (600 A for 10 minutes)
Charging Type:	Mode 4; Case C
Standby Power Consumption:	≤ 30 W
Communication Interface:	Ethernet
Communication Protocol:	OCPP 1.6J
Startup Method:	Local start, RFID, Button; Platform start; POS machine (optional)
Gun Head Current Limit:	Supported Web-based implementation available
IP Rating:	IP54
IK Rating:	IK10 (screen supports IK08)
Operating Temperature:	-25°C to +55°C
Relative Humidity:	5% RH to 95% RH (non-condensing)
Altitude:	≤2000m
Noise Level:	≤ 55dB
Installation Method:	Floor-mounted
Storage Temperature:	-40°C to +70°C
Operating Humidity:	Up to 95% (non-condensing)
Altitude Limit:	≤2000 m
Noise Level:	≤60 dB
Dimensions:	1000 × 300 × 2100 mm
	180 kg
Protection:	Current- leakage protection, Output over-voltage protection, Short circuit protection, Over-current protection
Regulation&Standard:	EN IEC 61851-1 / EN IEC 61851-23 / EN IEC 61851-24 / EN IEC 61851-21-2 / DIN 70121 / ISO 15118



DC480kW Power Cabinet  
product ID: MEV480NENNNXPOW



# DC480kW without Cooling

Without the need for liquid cooling, it's ideal for installations where ambient conditions allow passive thermal management.

## Key Specifications

Product ID:	MEV500DRENN6CCSX
<b>AC Input:</b>	
Rated Power	230 VAC ±10%
Input Current	5 A
Frequency	50/60Hz
<b>DC Output:</b>	
Input/Output Voltage Range	150 ~ 1000 VDC
Constant Power Range	300 ~ 1000 VDC
Output Type	2*CCS2
Single Gun Output Current	300 A
Charging Type	Mode 4; Case C
Standby Power Consumption	≤ 30 W
Communication Interface	Ethernet
Communication Protocol	OCPP 1.6J
Startup Method	Local start, RFID, Button; Platform start; POS machine (optional)
Gun Head Current Limit	Supported (Web-based implementation available)
IP & IK Rating	IP54 / IK10 (screen supports IK08)
Operating Temperature	-25°C to +55°C
Relative Humidity	5% RH to 95% RH (non-condensing)
Altitude	≤2000m
Noise Level	≤ 55dB
Installation Method	Floor-mounted
Cooling Method	Air-Cooling
Cabinet Dimensions (W x D x H), mm	750 x 300 x 2100
Cabinet Weight	150 kg
Protection	Current- leakage protection, Output over-voltage protection, Short circuit protection, Over-current protection
Regulation&Standard	EN IEC 61851-1 / EN IEC 61851-23 / EN IEC 61851-24 / EN IEC 61851-21-2 / DIN 70121 / ISO 15118



DC480kW Power Cabinet  
product ID: MEV480NENNNXPOW

# Morek DC480kW Power Cabinet


The Morek DC480kW Power Cabinet is the central unit of the Ultra Charging Hub, designed to support high-capacity, scalable charging infrastructures.

## Key Specifications

Product ID:	MEV480NENNNXPOW
<b>AC Input:</b>	
Rated Power	400VAC±10%
Input Current	0 ~ 431 A
Frequency	50/60Hz
<b>DC Output:</b>	
Input/Output Voltage Range	150 ~ 1000 VDC
Constant Power Range	300 ~ 1000 VDC
Output connectors	1 ~ 12 (Recommended: 8)
Single Gun Output Current	300 A
Charging Type	Mode 4; Case C
Standby Power Consumption	≤ 190 W
Communication Interface	Ethernet, 4G
Communication Protocol	OCPP 1.6J
IP & IK Rating	IP54 / IK10
Operating Temperature	-25°C to +55°C
Relative Humidity	5% RH to 95% RH (non-condensing)
Altitude	≤2000m
Noise Level	≤ 78dB
Installation Method	Floor-mounted
Cooling Method	Air-Cooling
Cabinet Dimensions (W x D x H), mm	1300 x 900 x 1800
Cabinet Weight	660 kg
Protection	Current- leakage protection, Output over-voltage protection, Short circuit protection, Over-current protection
Regulation&Standard	EN IEC 61851-1 / EN IEC 61851-23 / EN IEC 61851-24 / EN IEC 61851-21-2 / DIN 70121 / ISO 15118







## Access to exclusive tools and knowledge

Gain access to best-in-class products with the market's best Price-Quality-Support ratio and unlock every opportunity in the EV market.

- **Best Price-Quality-Support Ratio:**  
Affordable yet reliable solutions for every project.
- **Comprehensive Range:**  
Products tailored for various scales, from residential to commercial.
- **Technical Expertise:**  
Our support ensures smooth installations and operations.
- **Partner Network:**  
Access products easily through our trusted wholesalers.

## Reliable tools and components to support smooth and professional installations.



Support your customers with a Certified Partnership and complete EV charging solutions.

With the best Price-Quality-Support ratio, you can count on us from setup to service. Our end-to-end approach helps you deliver seamless installations and ongoing value with full confidence.

### Target Groups

- **Installers and Technicians:** Reliable components for smooth setup.
- **Project Managers:** Ensuring compatibility and completeness for larger installations.
- **Businesses Upgrading Infrastructure:** Adding advanced capabilities to existing setups.

### Versatile Installation Options:

Choose from wall or ground mounting, concrete or galvanized foundations, and solutions for both AC and DC chargers.

### Professional-Grade Components:

High-quality accessories like stands with built-in DIN rails ensure long-term durability and easy integration of add-ons.

### Optimized Energy Use:

Dynamic Load Management (DLM) and current transformers help balance power across multiple chargers, avoiding grid overload.

### Installation Flexibility:

Modular components such as ground tools and stands support scalable solutions and fast setup in various environments.

Morek accessories are designed for long-term durability and flexible use across various project scales. From weather-resistant materials to standardized components like DIN rails, every detail supports a seamless installation process. Compatible with both AC and DC chargers, the system adapts easily to different environments—whether residential, commercial, or public. Scalable, secure, and future-ready, these accessories ensure a professional setup from the ground up.





# Morek AC Charger Stand for one or two chargers

Product ID:	MEV001N7021STD
Stand finish:	RAL 7021
Height:	1563 mm
Depth:	100 mm (250 with base)
Width:	200 mm (400 with base)



Durable and versatile charging stand, designed to securely accommodate one or two chargers for residential, commercial, or public applications.

- Single or Dual Charger Setup: Flexible design to mount one or two AC chargers
- Built-in DIN Rails: allow for the simple installation of additional components such as circuit breakers or load management devices.
- Lockable Enclosure: Provides extra security for electrical components and prevents unauthorized access.
- Concrete Foundation: Ideal for stable and permanent setups in high-traffic or public areas.
- Metal Jig for Soil Mounting: Ensures secure placement in soft ground without requiring a full concrete foundation

## Morek Ground Tool Foundation

Product ID:	MEV003N7021STD
Finish:	Galvanized
Height:	1000 mm
Depth:	245 mm
Width:	360 mm



Morek AC Charger Stand ground-mounting metal frame. Engineered for durability and ease of use as an alternative to concrete grounding for appropriate soil types.

# Morek DC Charger Stand

Product ID:	MEV002N7021STD
Stand finish:	RAL 7021
Height:	1520 mm
Depth:	100 mm (250 with base)
Width:	200 mm (400 with base)



A durable and versatile solution for mounting single 30kW DC charger, designed for quick installation and long-lasting performance in diverse environments.

- Single Charger Compatibility: Optimized for securely mounting one 30kW DC charger.
- Durable Finish: Galvanized and painted for exceptional rust resistance and weather durability.
- Complete Installation Kit: Includes all required bolts and screws for quick and hassle-free setup.
- Foundation-Mounted: Designed to be installed on a stable base for maximum support and durability.
- Adaptable for Various Locations: Perfect for commercial, industrial, and public settings.

## Morek Concrete Foundations

AC and DC stand concrete foundation base:	MEVAACDCNFUND
DC 60 concrete foundation base and top plate:	MEVA60DCNFUND
DC 120/180 concrete foundation base and top plate:	MEVA1218NFUND

Specifically engineered for the secure installation of Morek DC chargers and AC charger posts, ensuring stability, compatibility, and streamlined setup.

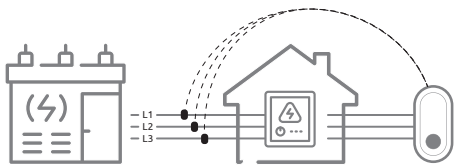




# Dynamic Load Management (DLM): Efficient. Scalable. Future-ready.

Morek’s DLM system ensures balanced power distribution across multiple EV chargers—without the need for major upgrades or complex setups. Designed for installers, building managers, and EV charging operators who need a solution that just works.

- **Quick installation** – no complicated setup, saves time on-site
- **Easy configuration** – intuitive setup, no special expertise required
- **Works without internet** – uses local communication, no network connection needed
- **Easily expandable** – new chargers can be added later without replacing the system
- **Wired communication** – stable and reliable, even where Wi-Fi or mobile signal



## Three-Phase LOAD Management

A widely used solution in apartment buildings and private homes where available electrical capacity is limited. The system automatically reduces charging power when other high-consumption appliances – like an oven or some heater – are in use.

## Power Distribution:

Efficiently allocates power across chargers, ensuring stable system performance and charging reliability without exceeding the available electrical capacity.

## Cost Savings:

Reduces or eliminates the need for expensive infrastructure upgrades to accommodate peak loads.

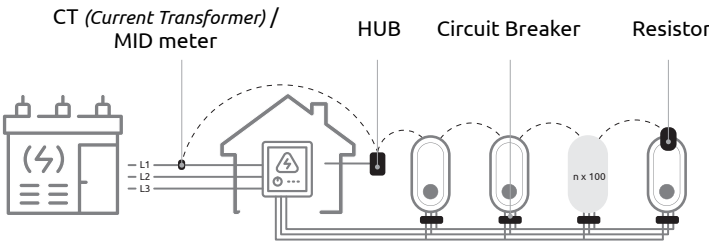
## Flexibility and Scalability:

Adjusts dynamically to varying conditions, including fluctuating power availability and the number of charging EVs.

Enables expansion of EV charging infrastructure as demand grows without significant electrical system overhauls.

## Sustainable Growth:

Supports the transition to a greener future by managing the increasing EV charging demand efficiently and sustainably.



## Multiple Chargers in a Row – Up to 100 Units

When installing two or more chargers, the available energy can be dynamically shared between them. For example, if two cars are charging simultaneously, they will automatically divide the remaining power from the building or household evenly.

# Morek DC Dynamic Load Management (DLM) Controller

Product ID:	MEVX04DC3PDLM
Voltage Range:	187~253 VAC
Output Power:	12 ~ 12.1 VDC, 50W
Connection Type:	L+N+PE
Connected units:	Master max 7 chargers + Slave max 13 chargers
Op. Temperature:	-20°C~+50°C
Relative Humidity:	5%RH~95%RH without condensation
Altitude:	≤2000m
Installation:	Wall Mounting
Dimension (H x W x D):	290mm x 155mm x 430mm
Weight:	6kg



Efficiently allocate power and maintain balanced, reliable charging for scalable DC charging networks.

# Morek AC Dynamic Load Management (DLM) Controller, CT-HUB

Product ID:	MEVX03D3P0HUB
Input current:	0~1000A
Rated Voltage:	230VAC
Voltage Range:	100-277V
Rated Frequency:	50/60Hz
Power consumption:	2W
Max length of wire:	200m
Display:	0.96 inch OLED
Interface:	Button   BLE (to be opened)
Communication:	RS485
Rated quantity:	up to 100 chargers
Dimension (H x W x D):	88mm x 59mm x 53mm



The Morek HUB DLM (aka DLB or LMC) controller evenly distributes power among multiple chargers, optimizing grid use within current limits and charging needs. For locations with multiple chargers.



# Current Transformers (CT) for Load Balance: 120A, 400A, 630A, 1000A

CT 120A	MEVX02N1P5MCT
Rated input: 120A   Output: 40mA   Cable: 5 m   Clamp diagonal: 16 mm	
CT 400A	MEVX4001P5MCT
Rated input: 400A   Output: 40mA   Cable: 5m   Clamp diagonal: 36 mm	
CT 600A	MEVX6001P5MCT
Rated input: 600A   Output: 40mA   Cable: 5 m   Clamp diagonal: 45 mm	
CT 1000A	MEVX10001P5MC
Rated input: 1000A   Output: 40mA   Cable: 5 m   Clamp diagonal: 55 mm	



Tailored to optimize power management for various capacities, our CT options ensure compatibility with solutions ranging from residential setups to large-scale commercial installations.

- **Optimized for DLM:** Easy to use with DLM controllers.
- **Reliability:** Ensures seamless, simultaneous charging of multiple EVs without overloading the grid.
- **Cost-Effectiveness:** Avoids costly upgrades by utilizing existing infrastructure effectively.
- **Sustainability:** Encourages eco-friendly charging practices by aligning with renewable energy sources.

## MID Meters

SDM54-M/-MB/-2T	Product ID:	MEVX03D3P0MID
SDM630MCT, up to 1000A	Product ID:	MEV01SDM630MCT
MM-EE-EEM-EM357 Measuring device	Product ID:	1744495

Accurate Energy Measurement for Advanced Applications.

The MID-certified SDM54 series is a compact, reliable, and versatile three-phase digital energy meter designed for precise active power measurement. Built to meet MID (Measuring Instruments Directive) standards, this device ensures accurate billing and compliance with European regulations.

- **Commercial Buildings:** Accurate energy measurement for tenant billing.
- **EV Charging Stations:** Monitors power usage for billing and load management.
- **Industrial Facilities:** Tracks energy consumption for operational efficiency.





**ev.morek.eu**

**Morek Poland**

+48 501 642 007  
morekpl@morek.eu

**Morek Czech Republic**

+420 727 939 795  
morek@morek.cz

**Morek Portugal**

+351 932 221 008  
ev@morek.pt

**Morek France**

+33 695 705 121  
morek@morek.fr

**Morek Finland**

+358 40 770 8030  
myynti@morek.fi

**Morek Estonia**

+372 6 041 423  
morek@morek.ee

**Morek Latvia**

+371 26 186 699  
moreklv@morek.eu

**Morek Lithuania**


+370 67 382 192  
info@morek.lt

**Morek Slovakia**

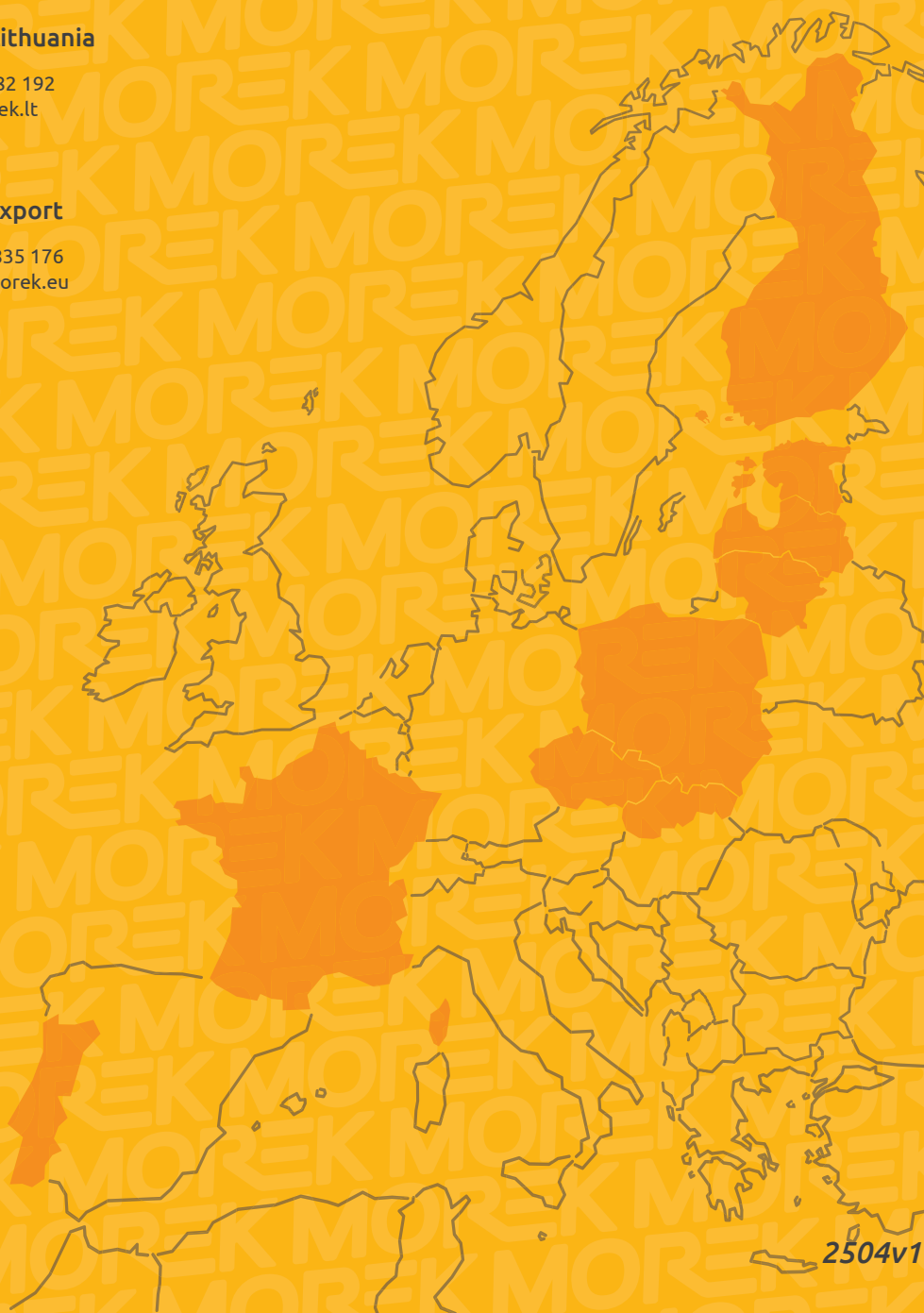
+421 918 159 385  
morek@morek.sk

**Morek Export**

+420 727 835 176  
export@morek.eu



**MOREK**



2504v1